

Installation Guide

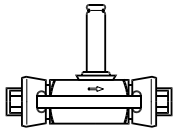
Solenoid valves

EVRA 3–20 and EVRAT 10–20

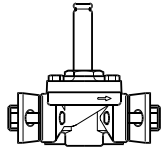
032R9519

032R9519

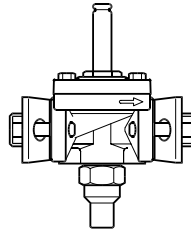
HCFC, HFC, R717 (Ammonia)



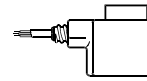
EVRA 3



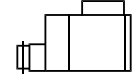
EVRA 10/EVRAT 10



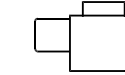
EVRA 10, 15, 20/EVRAT 10, 15, 20



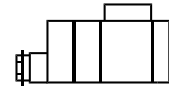
a.c. ~



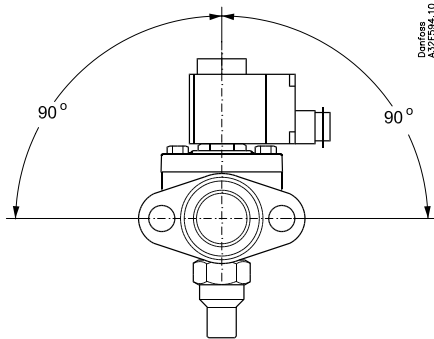
a.c. ~



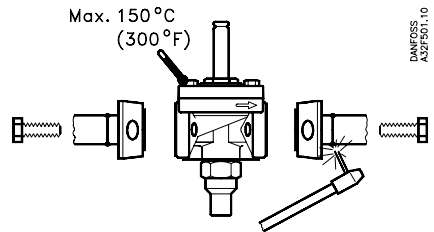
a.c. ~



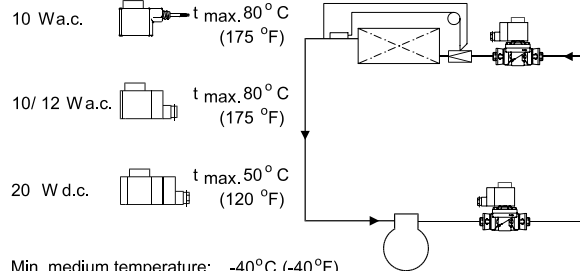
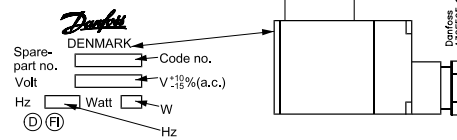
12 W a.c. ~
20 W d.c. =



Danfoss
A3ZF594.10



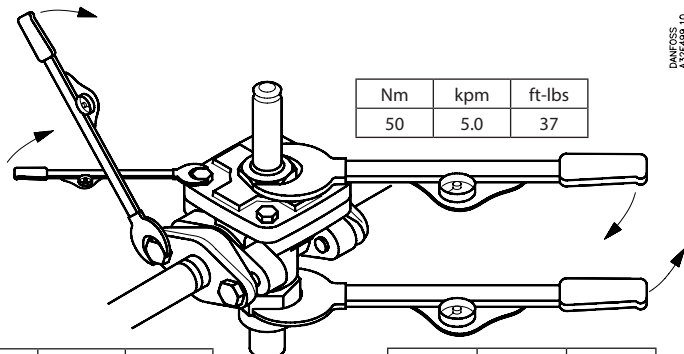
Danfoss
A3ZF601.10



Min. medium temperature: -40°C (-40°F)
Max. medium temperature: 105°C (221°F)
Max. working pressure: PB=42 bar/ MWP 609 psig
Max. opening diff. pressure(MOPD):
Max. working pressure

Danfoss
A3ZF690.11

Nm	kpm	ft-lbs
60	6.0	45.0



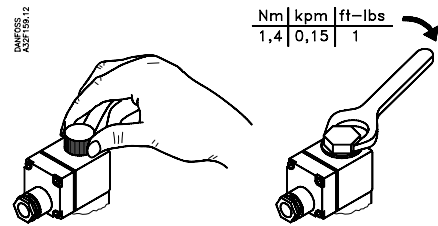
Nm	kpm	ft-lbs
50	5.0	37

Nm	kpm	ft-lbs
20	2.0	15

Nm	kpm	ft-lbs
30	3.0	22.5



The manual opener of EVRA/EVRAT 10, 15 and 20 is intended to be activated only during initial pressure testing of the refrigeration system.
After pressure testing or service-related manual forced opening of the manual opener the spindle **must** be turned fully back to back-seated position to avoid any packing gland leakage.
Furthermore it is essential that the sealing cap is properly reinstalled. This will eliminate any risk of leakage from the manual opener.



Nm	kpm	ft-lbs
1,4	0,15	1

